

J.D. Admissions Fact Sheet

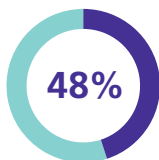
SOUTHWESTERN LAW SCHOOL

L O S A N G E L E S

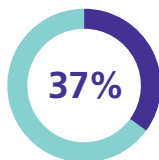
2019 ENTERING CLASS PROFILE



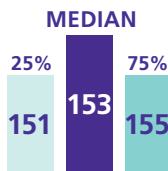
1,900
APPLICATIONS



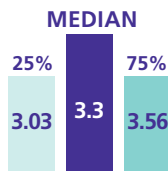
910 OFFERS



341 STUDENTS



LSAT



GPA



DAY



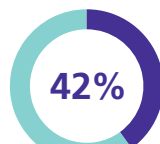
EVENING



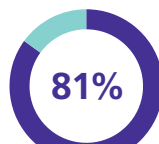
SCALE



**PLEAS/
PT DAY**




**1ST GEN
POST-SECONDARY**



**GRADUATED IN 2018
OR EARLIER**

**112 UNDERGRAD
SCHOOLS**



AVERAGE AGE: 26
AGE RANGE: 20-57



**STATES
AND COUNTRIES**



51%
DIVERSE



**TOP 5
FEEDER
SCHOOLS**

- UCLA
- Cal State Northridge
- Cal State Long Beach
- UC Berkeley
- UC Irvine



**TOP 5
MAJORS**

- Political Science
- Psychology
- Philosophy
- Sociology
- English

J.D. Programs

Southwestern is the only ABA-approved law school offering five J.D. programs:

- Full-time Day program | 3 academic years
- Part-time Evening program | 4 academic years
- Part-time Day program (PLEAS) | 4 academic years
- Accelerated Day program (SCALE®) | 2 calendar years
- Concurrent J.D./M.B.A. and Executive M.B.A. programs

5 CONCENTRATIONS

Civil Litigation and Advocacy, Criminal Law and Advocacy, Entertainment and Media Law, Public Interest Law, and Technology Law and Entrepreneurship

Tuition and Financial Aid

Financial aid is available in the form of loans, work-study, and institutional scholarships. Details are available at www.swlaw.edu/financial-aid.



FULL-TIME	PART-TIME	SCALE
\$55,316	\$36,894	\$77,712

Note: The above figures reflect tuition for the 2019-2020 academic year. Tuition and fees are subject to change. Visit www.swlaw.edu/admissions-financial-aid/tuition-fees for complete details and the most recent figures.

Experiential Learning

460+ EXTERNSHIP, CLINICAL, AND PRACTICUM PLACEMENTS

3 ADVOCACY TRACKS IN THE FIRST YEAR (APPELLATE, NEGOTIATION, OR TRIAL PRACTICE)

9 ON-CAMPUS CLINICAL PROGRAMS



Entering Student Scholarship Types

All admitted students are considered for merit-based scholarships. Scholarships include partial- to full-tuition, on-campus housing, and book scholarships. Some scholarships are granted for the first year only and some are able to be renewed for subsequent years.

Prospects for Admission

GPA/LSAT	120-144	145-149	150-154	155-159	160-164	165-169	170+
3.75+							
3.5-3.74							
3.25-3.49							
3.0-3.24							
2.75-2.99							
2.5-2.74							
2.25-2.49							
2.0-2.24							

Unlikely Possible Likely

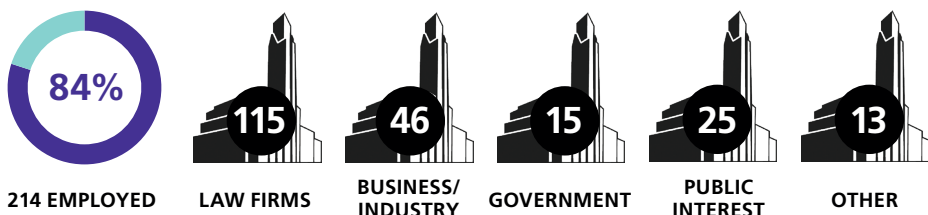
Application Deadlines

- For new J.D. students: April 1
- For visiting and transfer J.D. students: Fall: July 15 Spring: December 1

Apply online at www.swlaw.edu/applyonline*

*Mandatory if seeking financial aid. Details at www.swlaw.edu/application-process.

Employment Statistics (10 months after graduation) for the Class of 2018



www.swlaw.edu