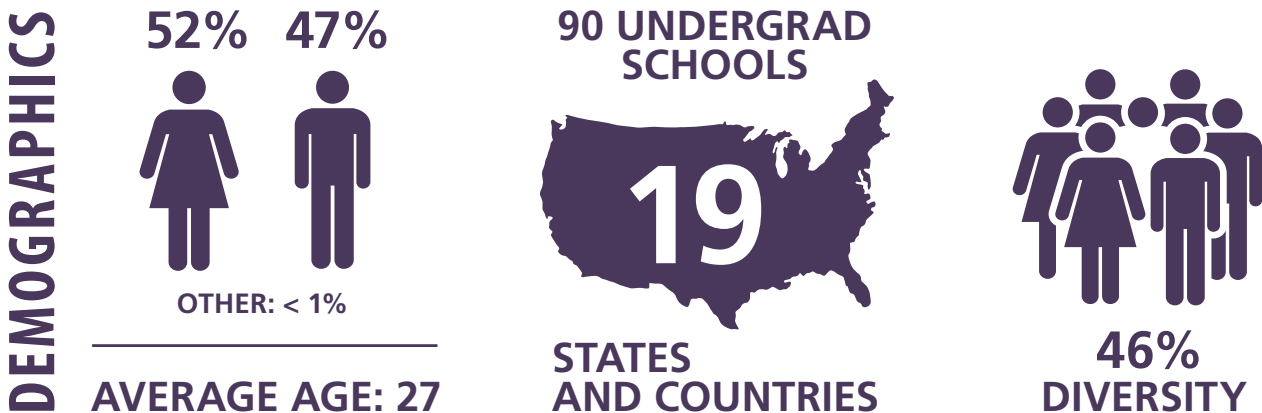
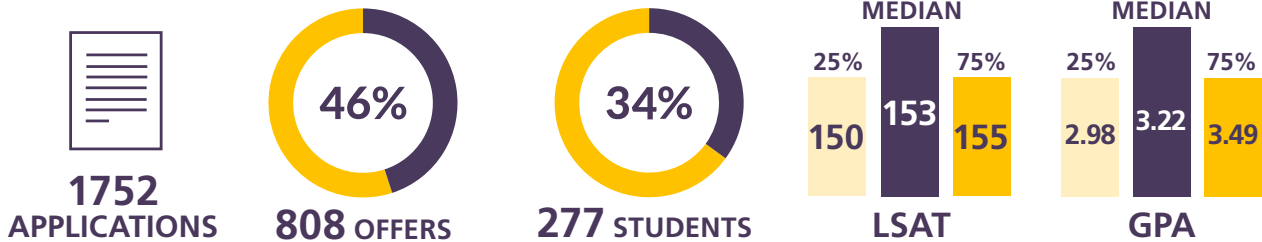


J.D. Admissions Fact Sheet

SOUTHWESTERN LAW SCHOOL

L O S A N G E L E S

2018 ENTERING CLASS PROFILE



Note: Entering class information is current as of December 2018. Details are available at www.swlaw.edu/entering-class-info.

J.D. Programs

Southwestern is the only ABA-approved law school offering five J.D. programs:

- Full-time Day program | 3 academic years
- Part-time Evening program | 4 academic years
- Part-time Day program (PLEAS) | 4 academic years
- Full-time Accelerated Day Program (SCALE®) | 2 calendar years
- Concurrent J.D./M.B.A. and Executive M.B.A. programs

5 CONCENTRATIONS

Civil Litigation and Advocacy, Criminal Law and Advocacy, Entertainment and Media Law, Public Interest Law, and Technology Law and Entrepreneurship

CUSTOMIZATIONS

Examples include: Business Organization and Practice, Criminal Law and Practice, Entertainment and Media Law, International and Comparative Law, and Public Interest Law

Tuition and Financial Aid

Financial aid is available in the form of loans, work-study, and institutional scholarships. Details are available at www.swlaw.edu/financial-aid.



FULL-TIME	PART-TIME	SCALE
\$53,996	\$35,994	\$75,816

Note: The above figures reflect tuition for the 2018-2019 academic year. Tuition and fees are subject to change. Visit www.swlaw.edu/admissions-financial-aid/tuition-fees for complete details and the most recent figures.

Entering Student Scholarship Types

All admitted students are considered for merit-scholarships. Scholarships include partial to full-tuition, on-campus housing, and book scholarships. Some scholarships are for first-year students only and some are renewable.

TOP 5 FEEDER SCHOOLS - 2018 -

- UCLA
- CSU Northridge
- UC Irvine
- USC
- UC Riverside

TOP 5 MAJORS - 2018 -

- Political Science
- Psychology
- Sociology
- History
- English

Experiential Learning

460+

EXTERNSHIP, CLINICAL, AND PRACTICUM PLACEMENTS

3

ADVOCACY TRACKS IN THE FIRST YEAR (APPELLATE, NEGOTIATION, OR TRIAL PRACTICE)

8

ON-CAMPUS CLINICAL PROGRAMS

Prospects for Admission

GPA	120-144	145-149	150-154	155-159	160-164	165-169	170+
	3.75+	Unlikely	Possible	Likely	Likely	Likely	Likely
3.5-3.74	Unlikely	Possible	Likely	Likely	Likely	Likely	Likely
3.25-3.49	Unlikely	Possible	Likely	Likely	Likely	Likely	Likely
3.0-3.24	Unlikely	Possible	Likely	Likely	Likely	Likely	Likely
2.75-2.99	Unlikely	Possible	Likely	Likely	Likely	Likely	Likely
2.5-2.74	Unlikely	Possible	Likely	Likely	Likely	Likely	Likely
2.25-2.49	Unlikely	Possible	Likely	Likely	Likely	Likely	Likely
2.0-2.24	Unlikely	Possible	Likely	Likely	Likely	Likely	Likely

Unlikely Possible Likely

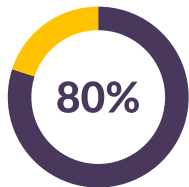
Application Deadlines

- For new J.D. students: April 1
- For visiting and transfer J.D. students:
Fall: July 15 | Spring: December 1

Apply online at www.swlaw.edu/applyonline*

*Mandatory if seeking financial aid.
Details at www.swlaw.edu/application-process.

Employment Statistics (10 months after graduation) for the Class of 2017



227 EMPLOYED




LAW FIRMS



BUSINESS/
INDUSTRY



GOVERNMENT



PUBLIC
INTEREST



CLERKSHIPS



EDUCATION



www.swlaw.edu